

# RACING ROOSTERS

**SUBJECTS:** Language Arts

**STUDENT SKILL:** The student will alphabetize to the third letter.

**OBJECTIVE:** The student will be introduced to poultry-related words, and place them in alphabetical order.

## **BACKGROUND**

### Poultry Words

- candling . . .Examine eggs by holding them to a bright light in a dark room.
- chicks . . . .Young chickens, from birth to one year old.
- cockerel . . .Male chicken less than a year old.
- fryer . . . .Chicken weighing between three and four pounds—suitable for frying. Older chickens are called “baking hens” and taste better if they are baked or stewed.
- gobbler . . . .A mature male turkey.
- hatchery . . .A place for hatching eggs, especially poultry or fish eggs.
- hen . . . . .A mature female chicken or turkey.
- incubator . . .An apparatus used in warming eggs to a temperature in which they will hatch.
- layer . . . . .A hen which lays eggs regularly.
- molting . . . .Dropping feathers in order to grow new ones.
- pullet . . . . .A young hen, usually less than one year old.
- rooster . . . .A mature male chicken.

## MATERIALS

scissors

There are many different breeds of chickens. Some of the more common breeds are Rhode Island Red, Plymouth Rock and White Leghorn. Male chickens are called roosters. Females are called hens. A male chicken less than one year old is called a cockerel, and a female chicken less than one year old is called a pullet. Chickens younger than one year old— male and female—are called chicks. Baby chicks are covered with soft, fluffy down, but as they grow, feathers will appear. Newly hatched baby chicks are fed chick mash, which is a special type of food. Adult chickens need a different type of feed. The feed is made of corn, soybeans, wheat, alfalfa meal, sorghum and a variety of

**VOCABULARY**

candling  
chicks  
cockerel  
fryer  
gobbler  
hatchery  
hen  
incubator  
layer  
molting  
pullet

other ingredients. The ingredients are all mixed together to provide a balance of protein, vitamins and minerals that the chickens need.

Today most chickens are raised in larger structures—some designed just for laying hens and some for raising chicks to fryer size. Some farmers still raise a few chickens the way people did years ago, in small flocks. These birds are called “free-range” chickens, because they are free to roam around looking for bugs and grass seeds to eat.

**ACTIVITY**

1. Hand out student worksheets.
2. Introduce and discuss the poultry words listed at the top of the student worksheet. Discuss pronunciation, and share background information.
3. Have students read and follow the instructions and complete the students worksheets.

**ADDITIONAL ACTIVITIES**

1. Have dictionary drills in the classroom. Divide the class into three or four teams. Have team members take turns racing to find definitions of the poultry words as you read them. The first person to find the definition should read it aloud.
3. Contact your county Extension office, and obtain materials for hatching chicks in your classroom.
4. Have each student draw a simple figure of a chick on a wooden block. Provide bottles of glue, and instruct students to use their glue bottles like pens to outline the drawings. Have students press string onto the glue outlines and completely outline their drawings with string. Leave the blocks to dry overnight. Provide each student with a sponge and tempera paint. Instruct students to spread about a tablespoon each of tempera paint on the sponges. Students should press their string images to their sponges, then lift the blocks and press them onto the paper.

**EXTRA READING**

Polacco, Patricia, *Just Plain Fancy*, Bantam, 1990.

**EVALUATION**

Were students able to place the words on the poultry worksheet in alphabetical order?

Oklahoma Ag in the Classroom is a program of the Oklahoma Cooperative Extension Service, 4-H Youth Development, in cooperation with the Oklahoma Department of Agriculture, Food and Forestry, and the Oklahoma State Department of Education.

Oklahoma Ag in the Classroom  
Oklahoma 4-H Programs  
205 4-H Youth Development  
Oklahoma State University  
Stillwater, OK 74078  
405-744-8889  
<http://www.agclassroom.org/ok>











Name \_\_\_\_\_

# Racing Roosters

A

Write a poultry word on each rooster body, then cut out the roosters.

<b>Poultry Words</b>		
incubator	gobbler	layer
candling	fryer	molting
hen	hatchery	

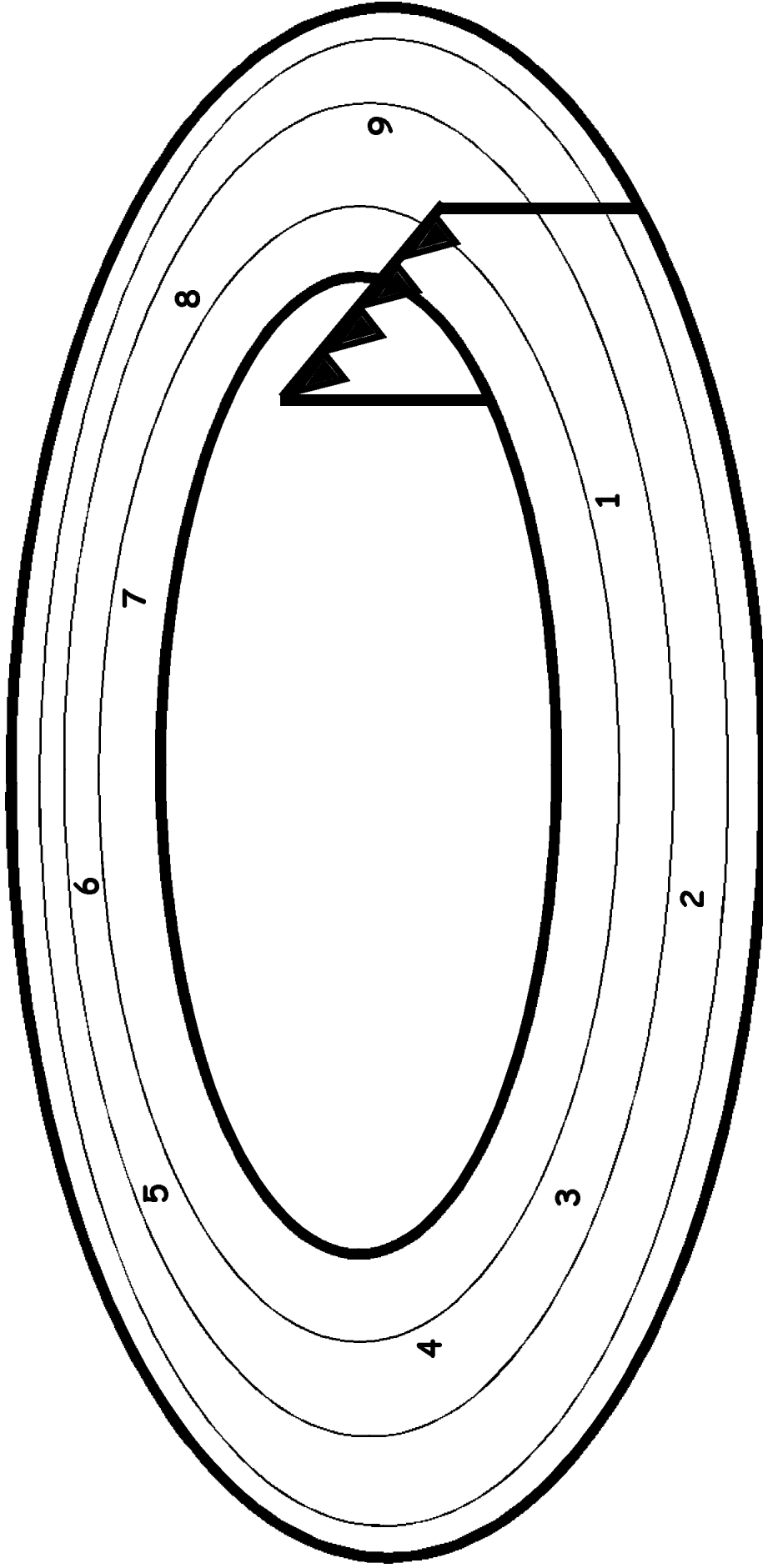


Name \_\_\_\_\_

# Racing Roosters

# B

Paste your racing roosters in alphabetical order onto the race track. The number one spot is where the first rooster should go.



Produced by Oklahoma Cooperative Extension Service, Division of Agricultural Sciences and Natural Resources, OSU, in cooperation with the Oklahoma Department of Agriculture, Food, and Forestry and the Oklahoma State Department of Education, 2002

